

- Market Leader & Pioneer in Professional Track Lighting Systems and Electronic Adapter Drivers



First on the market
**ORIGINAL
STICK INTO TRACK
DRIVER**



Track Pendant



Track Spots



Down Lights

 **LIVAL**

www.lival.com

NORDIC  ALUMINIUM

www.nordicaluminium.fi

- Market Leader & Pioneer in Professional Track Lighting Systems and Electronic Adapter Drivers



GLOBAL LIGHT

THE MOST RELIABLE ADAPTERS
ON THE MARKET

- Thermally strong
- Strong surge protection
- Best performance



● GA016 – 12-40 W
228 mm

● GA017 – 9-31 W
162 mm

L90 B50 @ >50kh

First on the market
**ORIGINAL
STICK INTO TRACK
DRIVER**

GA-017 ACCENT

Up to **125lm/W** at CRI 90+

15°, 3d 24°, 3d 36°, 3d 55°
net weight 1070 g

ECO DRIVE TRACK SPOT RANGE

Casa • Standard • Cafeteria • Accent

Lival's Highlight Range of spotlights combines award-winning design with energy efficiency and ecological quality.

GA-017 CASA

Up to **125lm/W** at CRI 90+



15°, 21°, 3d 25°, 32°, 46°
net weight 450 g

GA017 STANDARD

Up to **125lm/W** at CRI 90+



15°, 3d 24°, 3d 36°, 3d 55°
net weight 540 g

GA-017 CAFETERIA

Up to **125lm/W** at CRI 90+



15°, 3d 24°, 3d 36°, 3d 55°
net weight 690 g

● Market Leader & Pioneer in Professional Track Lighting Systems and Electronic Adapter Drivers



GLOBAL

THE MOST RELIABLE ADAPTERS
ON THE MARKET

- Thermally strong
- Strong surge protection
- Best performance



● GA016 – 12-40 W
228 mm

● GA017 – 9-31 W
162 mm

First on the market
**ORIGINAL
STICK INTO TRACK
DRIVER**

L90 B50 @ >50kh

HIGHLIGHT RANGE

Bing • Bingo • Dingo

Lival's Highlight Range of spotlights combines award-winning design with energy efficiency and ecological quality.

GA-017 BING

Up to 125lm/W at CRI 90+



15°, 21°, 3d 25°, 32°, 46°
net weight 460 g

GA-017 BINGO

Up to 125lm/W at CRI 90+



15°, 3d 24°, 3d 36°, 3d 55°
net weight 620 g

GA-017 DINGO

Up to 120lm/W at CRI 90+



15°, 3d 18°, 3d 28°, 35°, 3d 50°
net weight 690 g


● PRO DL Range – New Features

PRACTICAL FEATURES

- Rotating
- Tilting
- Light Channel
- Thermally Strong



AN ISSUE
OF ENERGY
EFFICIENCY




PRO DL RANGE

Bing Pro DL • Bingo Pro DL • Dingo Pro DL

Best Quality Performance

BING PRO DL

Up to 125lm/W at CRI 90+



15°, 21°, 3d 25°, 32°, 46°
net weight 880 g

BINGO PRO DL

Up to 125lm/W at CRI 90+



15°, 3d 24°, 3d 36°, 3d 55°
net weight 1060 g

DINGO PRO DL

Up to 120lm/W at CRI 90+



15°, 3d 18°, 3d 28°, 35°, 3d 50°
net weight 1130 g

● Temp DL Range - New Features

PRACTICAL FEATURES

- Rotating
- Tilting
- Thermally Strong

AN ISSUE
OF ENERGY
EFFICIENCY



TEMP DL RANGE

Temp Casa • Temp Café

Best Quality Performance, Good Design.

TEMP CASA DL

Up to 128lm/W at CRI 90+



15°, 21°, 3d 25°, 32°, 46° • net weight 820 g
Cut-out 130 mm

TEMP CAFÉ DL

Up to 128lm/W at CRI 90+



15°, 3d 24°, 3d 36°, 3d 55° • net weight 880 g
Cut-out 140 mm

● Dingo Pendant - Cutting Edge Design

AN ISSUE
OF ENERGY
EFFICIENCY




DINGO PENDANT PREMIUM DESIGN

GA-017 • GA69

Lival's Premium Range combines design, energy efficiency and ecological quality.





Notes:



DINGO PENDANT PREMIUM DESIGN

GA-017 • GA69

Lival's Premium Range - combines
design, energy efficiency
and ecological quality.



 **LIVAL**

www.lival.com

NORDIC  ALUMINIUM

www.nordicaluminium.fi